

J. H. HOBBS.

PRESSED GLASS PENDANTS FOR CHANDELIERS, &c.

No. 182,668.

Patented Sept. 26, 1876.

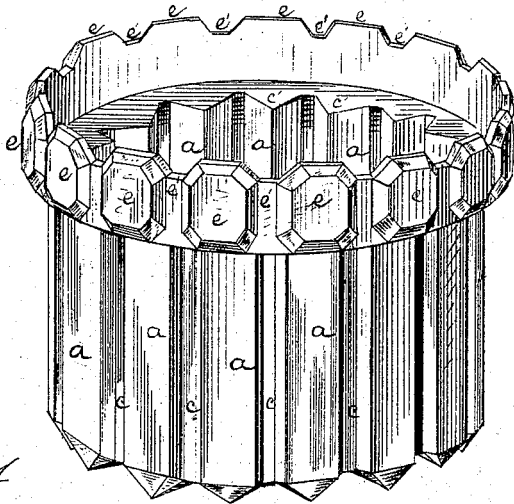


Fig. 1

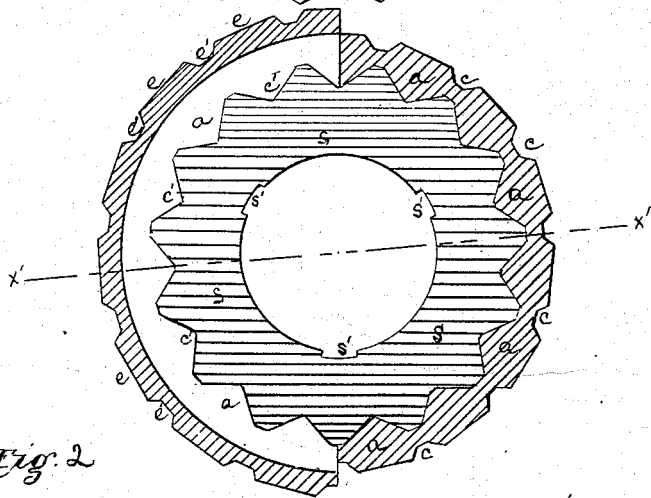


Fig. 2

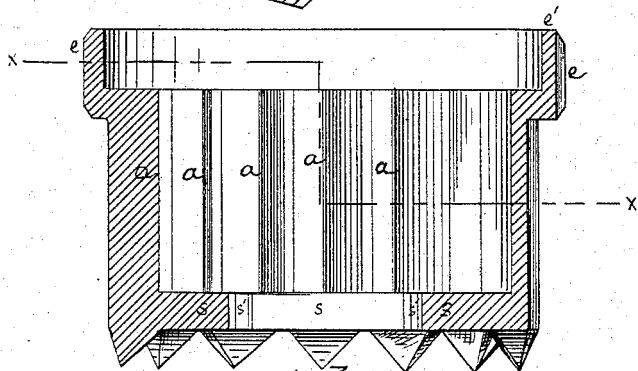


Fig. 3

Witnesses
A. J. Meade
G. L. Parker.

Inventor: John H. Hobbs
By George A. Christy
his Atty.

UNITED STATES PATENT OFFICE

JOHN H. HOBBS, OF WHEELING, WEST VIRGINIA.

IMPROVEMENT IN PRESSED-GLASS PENDANTS FOR CHANDELIERS, &c.

Specification forming part of Letters Patent No. 182,668, dated September 26, 1876; application filed September 11, 1876.

To all whom it may concern:

Be it known that I, JOHN H. HOBBS, of Wheeling, county of Ohio, State of West Virginia, have invented or discovered a new and useful Improvement in Pressed-Glass Chandelier and Lamp Pendants; and I do hereby declare the following to be a full, clear, concise, and exact description thereof, reference being had to the accompanying drawing, making a part of this specification, in which—like letters indicating like parts—

Figure 1 is a perspective view of my improved chandelier or lamp pendant. Fig. 2 is a horizontal sectional view thereof in the line $x x$, Fig. 3. Fig. 3 is a vertical sectional view thereof in the line $x' x'$, Fig. 2.

The object of my invention is the production of a pressed-glass pendant for use with chandelier lights or hydrocarbon lamps or lanterns in imitation of the prismatic pendants ordinarily used, whereby the desirable and pleasing effects of the latter are in a measure secured at a greatly-reduced cost.

My improved pendant is made of glass by pressing the same in a mold having cavities and plunger properly shaped for the purpose. It consists of a series of prisms, a , each triangular or otherwise, such prisms being united at their edges in the operation of pressing, as at c , so as to constitute a continuous annular pendant. This continuity may, however, be interrupted at intervals by pressing the pendant in two or more sections, with the line of division between sections, along the edges of two adjacent prisms, provided that the sections, when placed together edge to edge, shall give substantially the appearance of a continuous annular pendant, and be distinguishable by the union of adjacent prisms from the separated independent prisms heretofore in use.

To the ring of prisms thus constructed I add a band of polygonal or other suitably-shaped ornamental figures, e , united to each

other, either continuously, as at e' , or in sections, as before described. Any desired style of ornamentation may be added at pleasure.

The arrangement of the prisms a may be varied at pleasure, as, for example, by projecting the angular portions e' outward instead of inward, the connection of one prism to another being preserved, as before.

The pendant thus made is arranged around, above, or beneath the gas-burner of a chandelier in any manner usually practiced in arranging ornamental pendants, and is supported in any convenient way; but I also fit it for use with hydrocarbon lamps by adding to it, while in process of manufacture, an inwardly-projecting ring, s , with an aperture suitably shaped to form a seat for the lamp-bowl, or some part thereof; or by notches s' therein I provide for a bayonet-fastening, by which a corresponding device on or attached to the lamp-bowl may be interlocked with the pendant. This device may be used as a lantern-globe in a suitable frame.

I claim herein as my invention—

1. As a new article of manufacture, a pressed-glass lantern or pendant, consisting of a ring of prisms united edge to edge, substantially as set forth.

2. In a pressed-glass lantern or chandelier and lamp-pendant, the combination of a ring of prisms, a , and a band of figures, e , united in the operation of making, substantially as set forth.

3. In a pressed-glass lamp attachment, an inwardly-projecting ring, s , suitably shaped in the edges of its aperture for supporting the lamp, substantially as set forth.

In testimony whereof I have hereunto set my hand.

JOHN H. HOBBS.

Witnesses:

LUCIEN B. MARTIN,
BENJAMIN M. HILDBETH.